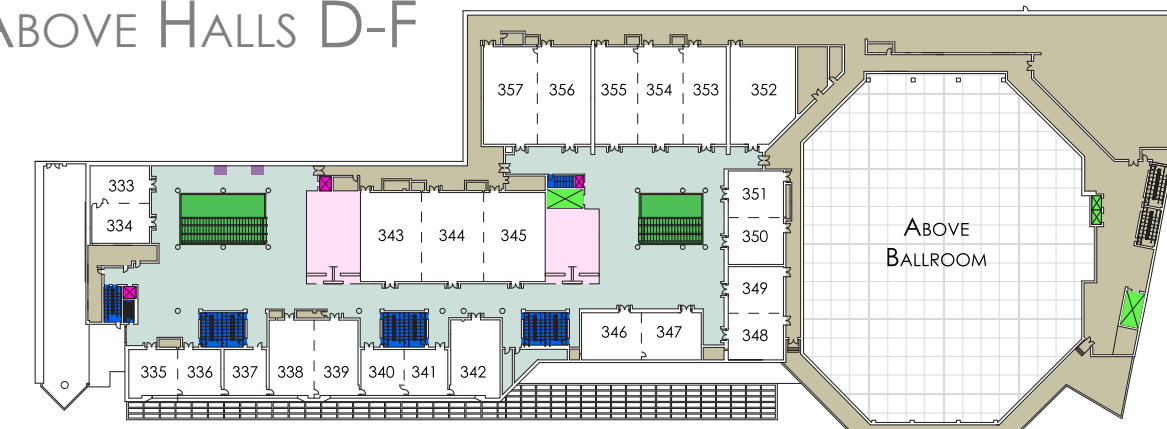
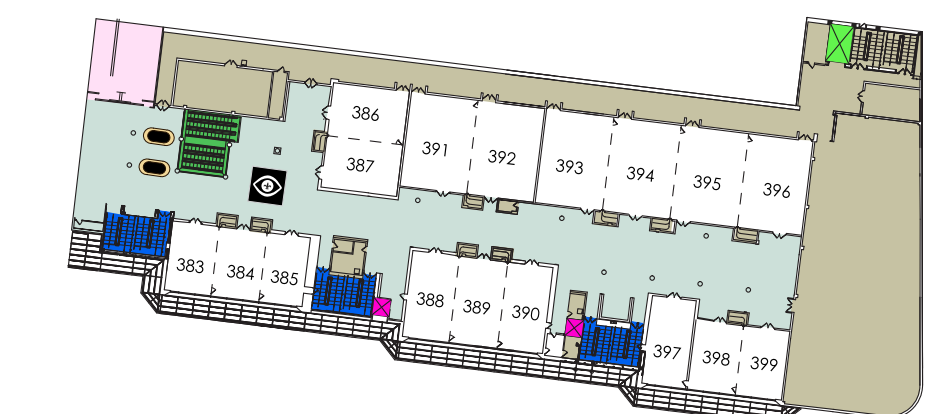




THIRD FLOOR
ABOVE HALLS D-F



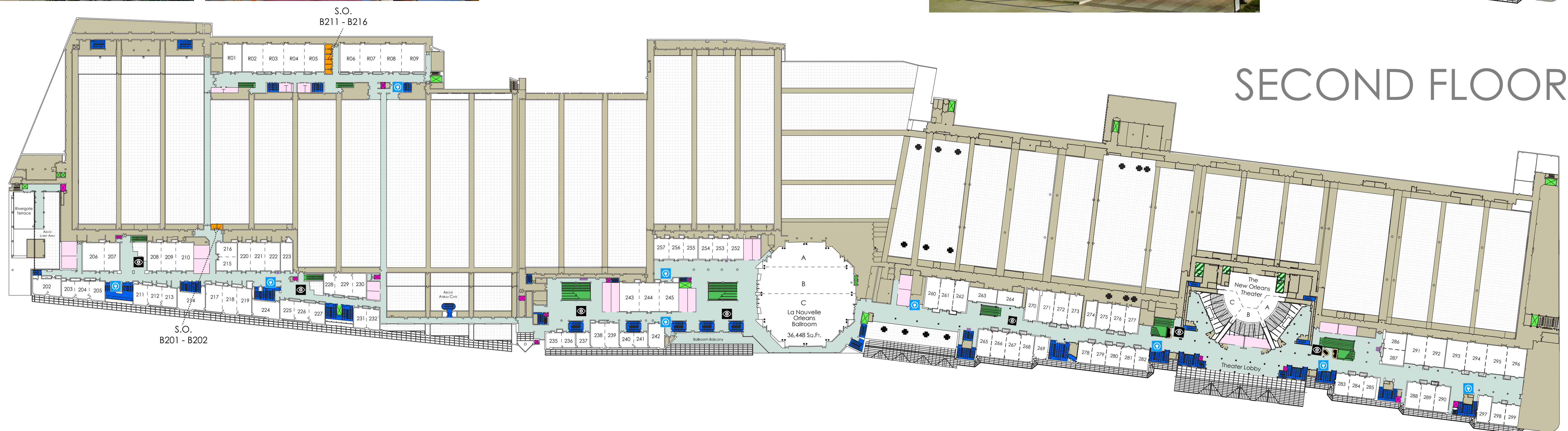
THIRD FLOOR
ABOVE HALLS I-J



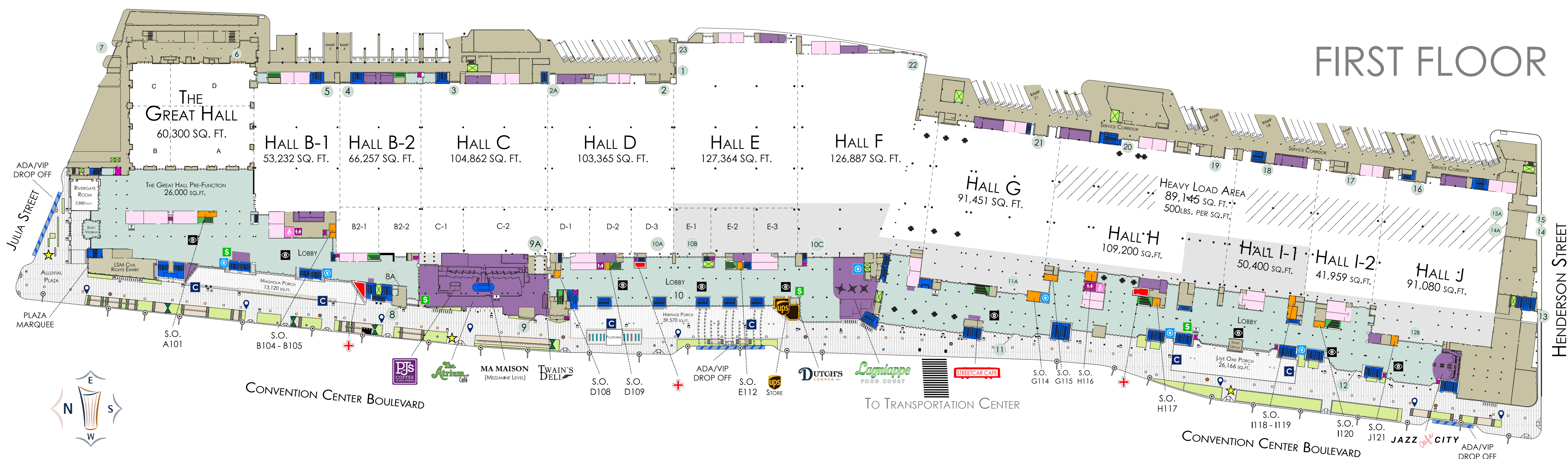
FACILITY KEY

- AIRWALL
- ATM
- COLUMN
- CHARGING STATION
- COMPACTOR
- ESCALATOR
- FAMILY RESTROOM
- FLOOR BELOW
- FOOD SERVICE
- FREIGHT ELEVATOR
- GREEN ROOM
- IRIS POD
- LOBBY
- LOW CEILING*
- PASSENGER ELEVATOR
- RESTROOM
- SERVICE SPACE
- SHOW OFFICE
- STAIRS
- MOTHER'S ROOM
- MEDICAL STATION

SECOND FLOOR



FIRST FLOOR



PARK KEY

- ART INSTALLATION
- BANNER POLE LOCATION
- BENCH
- BIKE RACK
- CANOPY DIGITAL SCREEN
- CITY POWER POLE
- EMERGENCY PHONE
- FESTOON LIGHTING
- FOUNTAIN
- GREEN WALL
- LIGHT POLE
- PEDESTRIAN WALKWAY
- STATIC DIRECTIONAL SIGN
- WASTE RECEPTACLE



Exhibit Hall Meeting Rooms

| Room | Sq. Ft. | Theater | Room | Sq. Ft. | Theater | Room | Sq. Ft. | Theater | Room | Sq. Ft. | Theater |
|------|---------|---------|------|---------|---------|------|---------|---------|------|---------|---------|
| B2-1 | 9,509 | 1,000 | C-1 | 10,741 | 1,000 | D-1 | 10,249 | 1,000 | E-1 | 8,750 | 1,000 |
| B2-2 | 9,156 | 1,000 | C-2 | 18,754 | 2,000 | D-2 | 9,509 | 1,000 | E-2 | 9,000 | 1,000 |
| | | | | | | D-3 | 9,156 | 1,000 | E-3 | 9,500 | 1,000 |

Exhibit Hall Ceiling Heights

| Halls | Height | Halls | Height |
|---------------------|----------------------------|-----------------------------|----------------------------|
| B, C, D, E, G, H, J | 27' min. under serviceways | F | 36' min. under serviceways |
| | 59' to truss peaks | E, F (LOW CEILING)* | 26' |
| | 65' to roof peak | G, H, I-1, J (LOW CEILING)* | 24' |

Terrace, Balcony, & Porch Specifications

| Location | Sq. Ft. | Dimensions | Capacity | Location | Sq. Ft. | Dimensions | Capacity |
|-------------------|---------|------------|----------|----------------|---------|------------|----------|
| Rivergate Terrace | 3,420 | 77'x49' | 380 | Magnolia Porch | 13,120 | 173'x91' | 1,630 |
| Ballroom Balcony | 4,220 | 166'x22' | 460 | Heritage Porch | 39,570 | 255'x131' | 3,600 |
| Theater Balcony | 2,652 | 125'x23' | 290 | Live Oak Porch | 26,116 | 173'x222' | 4,030 |

Elements required for food & beverage service may reduce overall capacity in these areas.