

# Let's imagineer



**Aluvision**  
EXHIBITS & EVENTS

**Our mission  
is imagineering.  
We inspire &  
connect partners  
on their creative  
journey to design  
& build modular  
environments.**



**Aluvision**  
EXHIBITS & EVENTS

# Why choose Aluvision?

- ✓ **Plug-and-play modular system, toolless assembly**
- ✓ **Endless possibilities using panel, fabric and LED, freedom of configuration and seamless integration**
- ✓ **Highest precision & quality standards in aluminum frame and LED tile production**
- ✓ **Engineered to last, 100% reusable and 100% recyclable**
- ✓ **Hi-LED 55 offers a full range of possibilities: flat, curved R1.4' and R5', angle (IF award 2020)**
- ✓ **Short production lead times**
- ✓ **Customer support, proactive approach**
- ✓ **R&D, the beating heart of Aluvision**
- ✓ **Worldwide network, a focus on long-term partnerships**
- ✓ **360° solution: walls, floor & ceiling**

Decades of experience in making customer projects unique. Let's imagineer.

# Make the difference

As innovative developer & worldwide supplier of high quality modular systems for indoor & outdoor environments, Aluvision combines bold imagination with unmatched engineering and manufacturing expertise. The Aluvision frame system offers solutions for straight and curved walls, LED videowalls, hanging signs, light walls, displays & retail environments. Sustainability, reusability, precision, flexibility and modularity are the core features.

Aluvision is a first-generation manufacturing company where passion and drive are core elements. A family business started by a strong couple, Ann Vancoillie and Dirk Deleu. Aluvision tells a story of ambition, challenge and growth. We dare to dream, but at the same time we like a 'no-nonsense' approach.

Founded in Belgium in 2003, Aluvision currently employs over 120 people and services more than 3,000 partners worldwide. The company has large production facilities and inspiring showrooms in Deinze (BE) and Atlanta (USA).

Original manufacturer of the Aluvision system.

Your partner  
in **modular** exhibit  
solutions





## EFFICIENCY

We continuously strive for maximal output with minimal effort. Our frame systems are easy to build (no tools needed!) and guarantee a high return on investment.



## INNOVATION

With research and development at the core of our company, we aim to build intelligent products with a lean design, while continuously looking for new technologies.



## QUALITY

From production to customer service – we always strive for high-end quality. A keen eye for detail and internal quality checks ensure we deliver on our promises.



## MODULARITY

Our modular design offers endless combinations and creative possibilities with a wide range of materials and reusable products.



## SUSTAINABILITY

We limit our environmental impact by producing reusable and recyclable lightweight products with a long lifespan. Moreover, our production plant mainly runs on solar energy and we sustain our own waste-management program.

# Let's imagineer







## **Keep it simple**

Smart design is driven by simplicity. The strength of our toolless frame system lays in its intuitive and fast installation. Plug & play!

## **Be a trendsetter**

In the fast-moving world of trade shows and exhibitions, new product design is the key to continuous growth. Being the leading system supplier in the event industry, Aluvision always stays one step ahead.

## **Invest in the future**

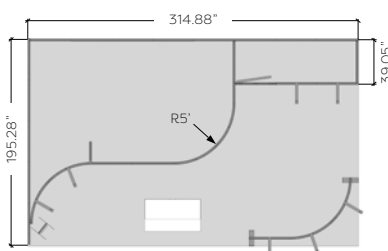
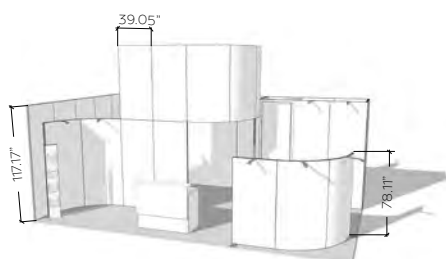
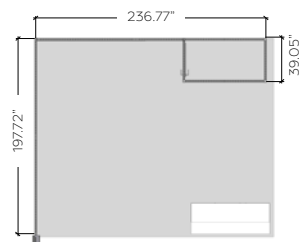
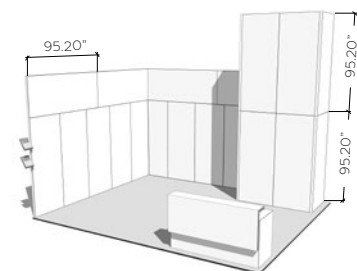
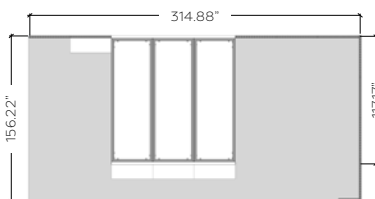
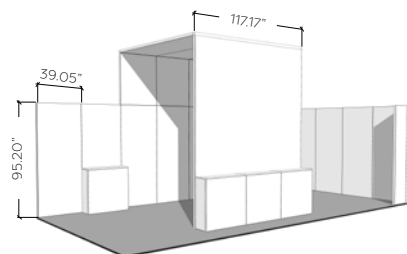
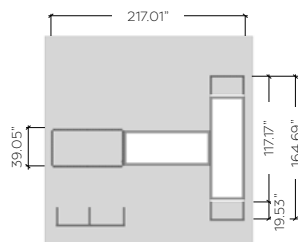
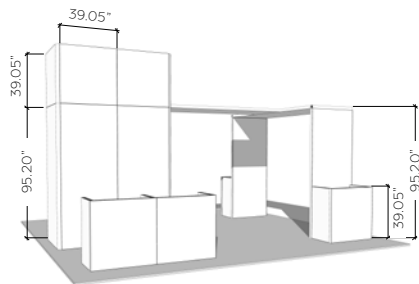
In order to ensure company growth, continuous investments are required. Aluvision focuses on the future by using the latest production technologies and by stimulating talent and team spirit.

## **Think global**


In the exhibit & event industry, globalization is evident. Aluvision shares this spirit by having a worldwide support and distribution network, with production facilities both in Europe and the USA and experienced rental partners.

# Get inspired

The concept gallery is the fastest way to find ready-made booth designs. Discover our concept gallery online! The filter function will help you select the type of booth you're looking for. It will also show you the numerous possibilities Aluvision has to offer. However, do not let this gallery restrict your ideas. Tease your imagination and you will be amazed.







START EXPLORING

Set yourself up for success with one of our multifunctional starter kits



This simple purchase will lead to an optimal return on investment (ROI). A perfect start for a long-term collaboration. Combinations are endless; you can keep re-using and re-configuring the same frames or further expand by adding new frames and parts. Discover them online!

[www.aluvision.com](http://www.aluvision.com)

# Combine panel and fabric in one system

The best of both worlds. Continue building with standard, easy to handle frame sizes, and have one large SEG (Silicone Edge Graphic) seamlessly run over several frames. If needed, a rigid panel can be placed behind the fabric (e.g. for doors) or the use of fabrics and panels can be alternated. The most efficient concept in terms of reusability and flexibility of wall and ceiling frames. Most frames are available with an anodized or black powder coated finish standard, but other RAL colors are also available upon request.



# Hybrid frames (Omni)

**Omni-55**  
0.96 lb/ft  
2.58"x2.17"

**Omni-55+**  
0.91 lb/ft  
2.58"x2.17"

**Omni-55 XS**  
0.72 lb/ft  
1.57"x2.17"

**Omni-55 XS+**  
0.84 lb/ft  
1.57"x2.17"

**Omni-124**  
1.89 lb/ft  
1.65"x4.88"

**Omni-40+**  
0.70 lb/ft  
1.97"x1.57"

**Panel strip**  
0.31 lb/ft  
0.79"x1.22"

**Omni-55 cover**  
0.20 lb/ft  
0.39"x2.17"

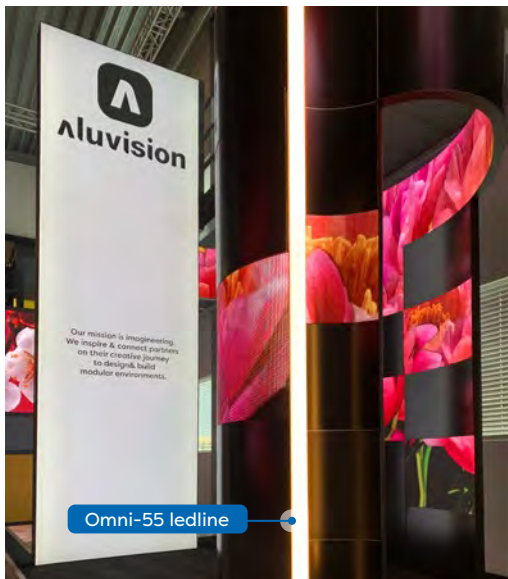
**Omni-55 cover (flat)**  
0.31 lb/ft  
0.35"x2.17"

**Omni-55 ledline**  
0.42 lb/ft  
1.22"x2.17"

**Basic-186 cover**  
1.34 lb/ft  
0.39"x7.32"

**Omni-186 cover**  
2.10 lb/ft  
0.59"x7.32"


**Omni-248 cover**  
3.06 lb/ft  
0.59"x9.76"





# Solid integration of glass walls and doors

The Basic-55 glass profile is the most elegant solution for the integration of glass or acrylic walls and doors into your design. The frames ensure an elegant application of clear infills such as glass or acrylic with a narrow edge to stay visually appealing. These frames are compatible with all 2.17" (55 mm) frame systems, and are standard available in an anodized finish or with a black powder coating.




# Glass solution (Basic)



**Basic-55 glass**

0.33 lb/ft  
0.79"x2.17"





# Seamless fabric walls for large graphics

This range of solutions is used for straight walls and in specific cases also for curved walls. The frames can be rectangular or have curved corners allowing for maximum design possibilities. Profiles are available in different depths to allow for an optimal solution in every situation. Frames can be easily disassembled allowing you to reduce transport volume. Aluvision will be happy to advise you on which system to use in which situation.





# Fabric frames (Fab)



**Fab-186 bright+**  
1.77 lb/ft  
1.22"x7.32"



**Fab-186 bright**  
1.60 lb/ft  
1.24"x7.32"



**Fab-124**  
1.58 lb/ft  
2.44"x4.88"




**Fab-55**  
0.94 lb/ft  
2.58"x2.17"




**Fab-40**  
0.57 lb/ft  
1.50"x1.57"



**Basic-186 cover**  
1.34 lb/ft  
0.39"x7.32"



**Omni-186 cover**  
2.10 lb/ft  
0.59"x7.32"



**Omni-248 cover**  
3.06 lb/ft  
0.59"x9.76"



# LED light box solutions

Illuminate your large format graphics and boost your commercial message. Using perimeter lighting or backlighting technology, the packaging volume has been reduced to a minimum. Installation takes nothing more than assembling four aluminum profiles into a lightweight, yet rigid frame and attaching a SEG (Silicone Edge Graphic), without requiring any tools. The high quality LEDs ensure an intense and uniform illumination for light walls up to 16' (5 m) wide.





# Light boxes

**Fab-186 bright+**  
1.77 lb/ft  
1.22"x7.32"

**Fab-186 bright**  
1.60 lb/ft  
1.24"x7.32"

**Poly-124 bright+**  
1.56 lb/ft  
2.17"x4.88"

**Poly-124 bright**  
1.73 lb/ft  
1.65"x4.88"

**Lumi-124**  
1.10 lb/ft  
1.97"x4.88"

**Poly-55 bright+**  
0.80 lb/ft  
1.91"x2.17"

**Poly-55 bright**  
0.77 lb/ft  
1.22"x2.17"

**Omni-55 cover**  
0.20 lb/ft  
0.35"x2.17"

**Omni-55 cover (flat)**  
0.31 lb/ft  
0.35"x2.17"

**Omni-55 ledline**  
0.42 lb/ft  
1.22"x2.17"

**Basic-186 cover**  
1.34 lb/ft  
0.39"x7.32"

**Omni-186 cover**  
2.10 lb/ft  
0.59"x7.32"

**Omni-248 cover**  
3.06 lb/ft  
0.59"x9.76"





























# Aesthetic connection profiles

“The details are not the details. They make the design.” That is why Aluvison has developed a wide range of connection profiles and accessories to give you everything you need to create a product with a high quality finish, even to the smallest detail.



# Corner profiles

  <p><b>C45-corner</b> 0.96 lb/ft 3.94"x2.30"</p>	  <p><b>C60-corner</b> 0.88 lb/ft 3.37"x2.13"</p>	  <p><b>C90-corner</b> 0.82 lb/ft 2.30"x2.30"</p>	  <p><b>C90-corner ledline</b> 1.00 lb/ft 2.44"x2.44"</p>
  <p><b>C120-corner</b> 0.71 lb/ft 2.20"x1.97"</p>	  <p><b>C135-corner</b> 0.65 lb/ft 2.24"x1.71"</p>	  <p><b>Fabric corner</b> 0.98 lb/ft 2.30"x2.30"</p>	  <p><b>L-corner</b> 0.85 lb/ft 2.30"x2.30"</p>
  <p><b>Multi corner</b> 0.81 lb/ft 2.05"x2.05"</p>	  <p><b>T-corner</b> 0.92 lb/ft 2.05"x2.44"</p>	  <p><b>V-corner</b> 0.76 lb/ft 2.28"x2.28"</p>	  <p><b>X-corner</b> 1.04 lb/ft 2.46"x2.46"</p>







# Suspended 3D structures

Hanging signs attract the attention from far away. It is all about standing out from the crowd! Aluvision has a range of solutions with or without backlighting and using rigid or fabric infills. All systems are very user friendly and easy to build. You can use the quickfix corner connectors or the very handy 3D corner pieces with a slide & fix system. We will be happy to advise what system to choose in your specific situation.









# 3D volumes



**Sub box**  
0.65 lb/ft  
2.52"x1.85"  
for fabric



**Ino box**  
0.83 lb/ft  
2.68"x1.67"  
for fabric



**Super box**  
1.30 lb/ft  
3.66"x2.44"  
for fabric



**B-box**  
0.74 lb/ft  
1.83"x1.83"  
for panel

**E-box**  
0.19 lb/ft  
0.87"x0.49"  
for fabric

**Omni box**  
1.26 lb/ft  
2.58"x2.58"  
for fabric & panel

**Hi-LED 55+ box**  
0.91 lb/ft  
2.58"x2.17"  
for LED



# The backbone of your designs

A range of highly aesthetical structural profiles is available to be used as stand alone solutions or in combination with other systems. All systems have been developed to be assembled using a minimum of tools & time and blend in perfectly with the other systems for fabric or panels. Let us advise you on how to use this very functional range of profiles and connections.





# Structural profiles



**Constru + cover**  
2.01 lb/ft  
3.66"x3.66"




**Constru ledline cover**  
0.09 lb/ft  
1.85"x0.53"



**Extend**  
1.73 lb/ft  
1.65"x4.88"



**Linear + cover**  
1.41 lb/ft  
2.44"x2.44"





# Elegant LED solutions

Putting something “in the spotlight” was never so easy as with our lighting elements. Discover our award winning Puck Flex, our brand new Puck XL, Forester and Lumi-80. Those looking for a more traditional stem light will find an answer in our LED Display Spot.



reddot award 2014  
winner



## The Puck XL




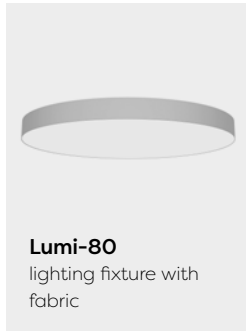
Ref. n°  
700 0265 0050 L

Colors  
● ○

### Extras


- Daisy chainable up to 30 fixtures
- 42W
- Choose between warm white or cold white and 100% or 70% intensity at the push of a button
- Special lens for an even, wide light distribution

# Lighting objects



# Modular desks and mobile eye-catchers

Whether you are looking for a modular desk to integrate in your booth or you simply like the sleek look of our aluminum profiles and want to use them in your office environment, Aluvision's frames and profiles are the perfect solution for modular desks and tables. Discover the possibilities of using fabric walls, lightboxes or regular frames as stand alone displays.



## N-counter series

Ref. n°  
87 0601




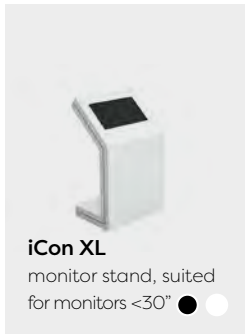

Colors  
● ●

Extras  
Option backlit  
Option sliding/pivot door



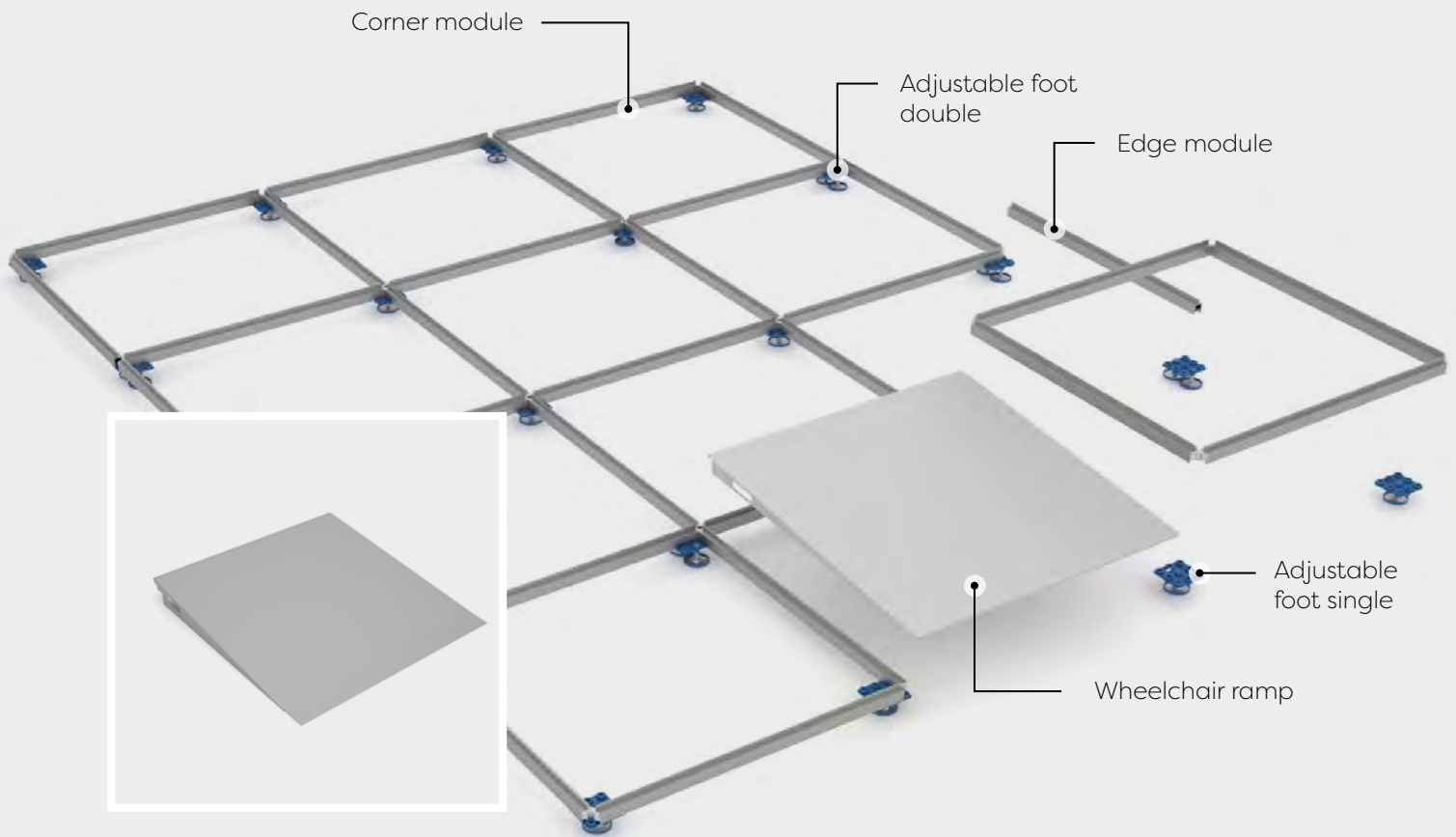


# Readymades and displays



# We take you to a higher level




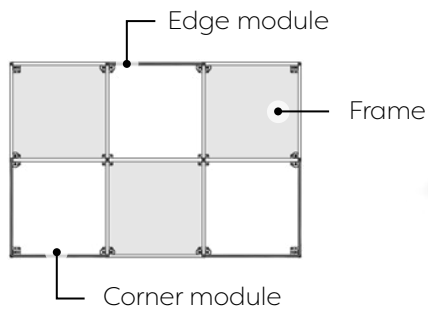
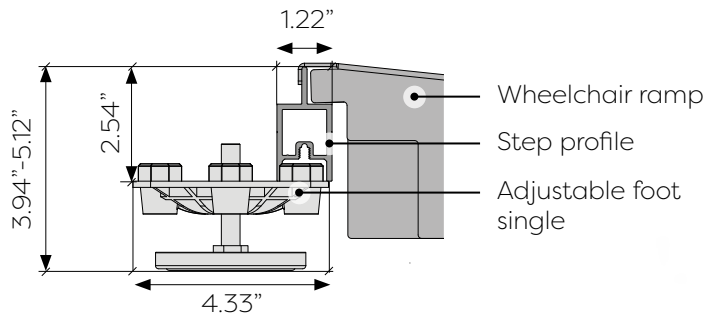

The Step floor is easy to install and adjustable in height. The system combines pre-assembled frames with corner and edge modules. The standard grid is 39.37" by 39.37" but thanks to a supporting surface to either side of the T-shaped Step profile, you only need half of the amount of floor frames that you would expect.



## Step wheelchair ramp

Ref. n°  
65 21 3801 L

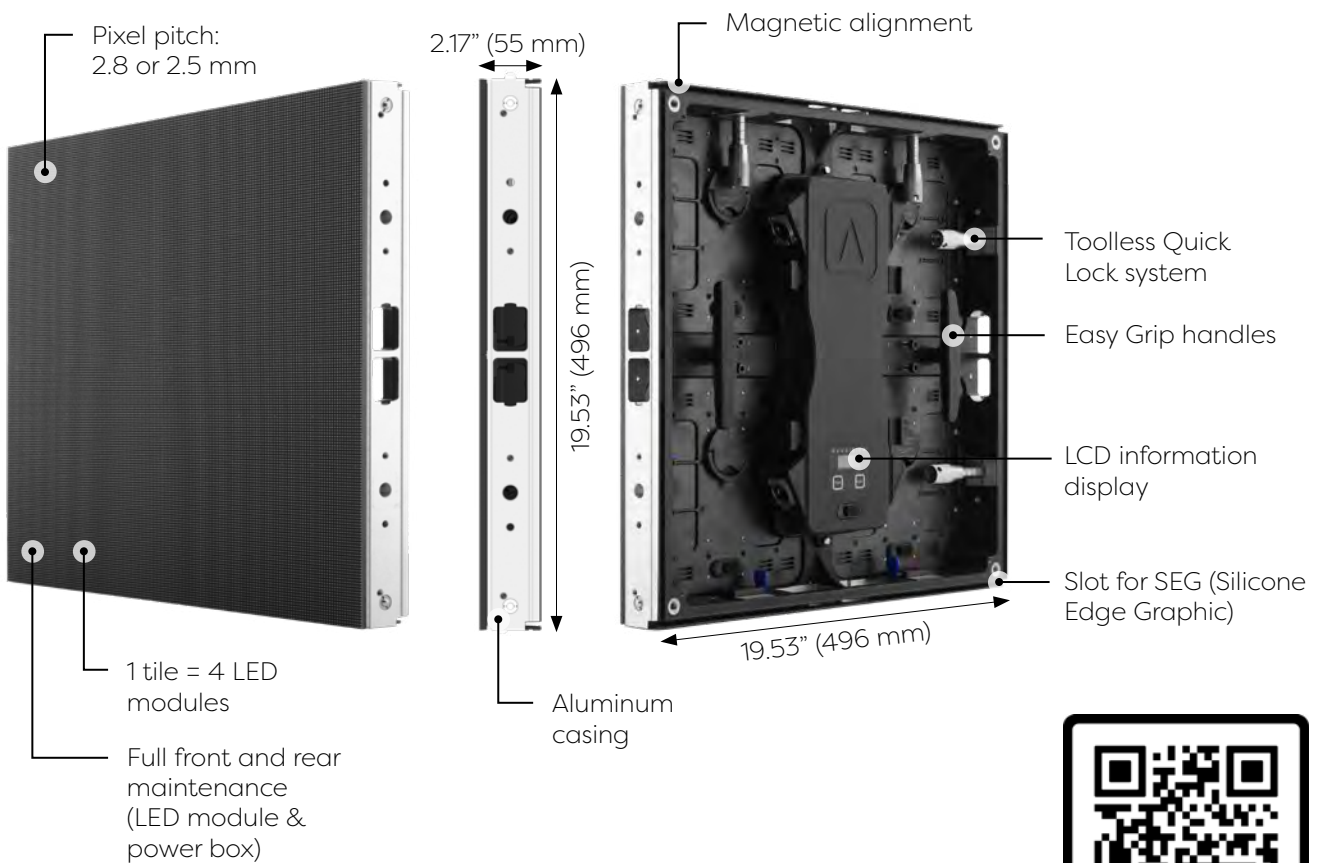
# Technical and fast-building raised floor






# Create a powerful visual experience

The Hi-LED 55 offers a full range of solutions that can be incorporated into a modular building system. Its unique dimensions of 19.53"x19.53"x2.17" ensure compatibility with the original Aluvision frame system. The 2.8 and 2.5 pixel pitch and premium level flatness guarantee a brilliant visual experience and a supreme image quality.



## Flush integration with the original Aluvision frame system



## Why choose Hi-LED 55?

- ✓ Straight & curved LED tiles for walls, ceilings and floors
- ✓ Advanced all-in-one design
- ✓ Quick, easy and toolless installation
- ✓ Full front & rear maintenance (both LED modules and power box)
- ✓ Raised flooring system
- ✓ One tile, endless solutions: Hi-LED 55+
- ✓ Endless possibilities for assembly, including concave & convex mounting
- ✓ Specially developed flight cases for secure transportation


# Seamless modular LED video walls

Boost your tradeshow presence by integrating in the Hi-LED 55 range into any setup you can think of. Choose wall, display, ceiling, floor or hanging constructions to bring your creative ideas to life. Be ahead of the curve with our new Hi-LED 55 convex and concave tiles. Available in three radii, these curved tiles can give your design a new twist.







# Next-generation LED tiles for seamless integration



**Hi-LED 55**  
Pixel pitch: 2.8 or 2.5



**Hi-LED 55+**  
Pixel pitch: 2.8 or 2.5




**Hi-LED R1.4' convex**  
Pixel pitch: 2.8 or 2.5  
¼ circle segment




**Hi-LED R1.4' concave**  
Pixel pitch: 2.8 or 2.5  
¼ circle segment



**Hi-LED R4.8' concave**  
Pixel pitch: 2.8 or 2.5  
½ circle segment



**Hi-LED R4.6' convex**  
Pixel pitch: 2.8 or 2.5  
½ circle segment




**Omni-55 cover**  
0.20 lb/ft  
0.35"x2.17"




**Omni-55 cover (flat)**  
0.31 lb/ft  
0.35"x2.17"



**Omni-55 ledline**  
0.42 lb/ft  
1.22"x2.17"




**Omni-186 cover**  
2.10 lb/ft  
0.59"x7.32"



**Omni-248 cover**  
3.06 lb/ft  
0.59"x9.76"



# One tile, endless solutions



## Award-winning Hi-LED 55+

- Pitch 2.8 or 2.5 mm
- All modules have 4 beveled sides
- Modules are compatible with Hi-LED 55
- Patented

# Transform the most versatile LED tile into 5 different configurations

1

## Straight tile

This is where it all begins. A convertible LED tile, fully compatible with the Aluvision frame system and Hi-LED 55.



2

## Corner

Let's get the magic started & convert two tiles into a seamless 90° corner.



3

## 3D corner

Let's add a little extra, and create a 3D corner. Don't forget, all of this with just one building block.



4

## Cube

Let's go all the way and create a cube. This tile is able to seamlessly finish up to 6 sides. Combine more Hi-LED 55+ tiles to create different sizes.

5

## Concave & convex

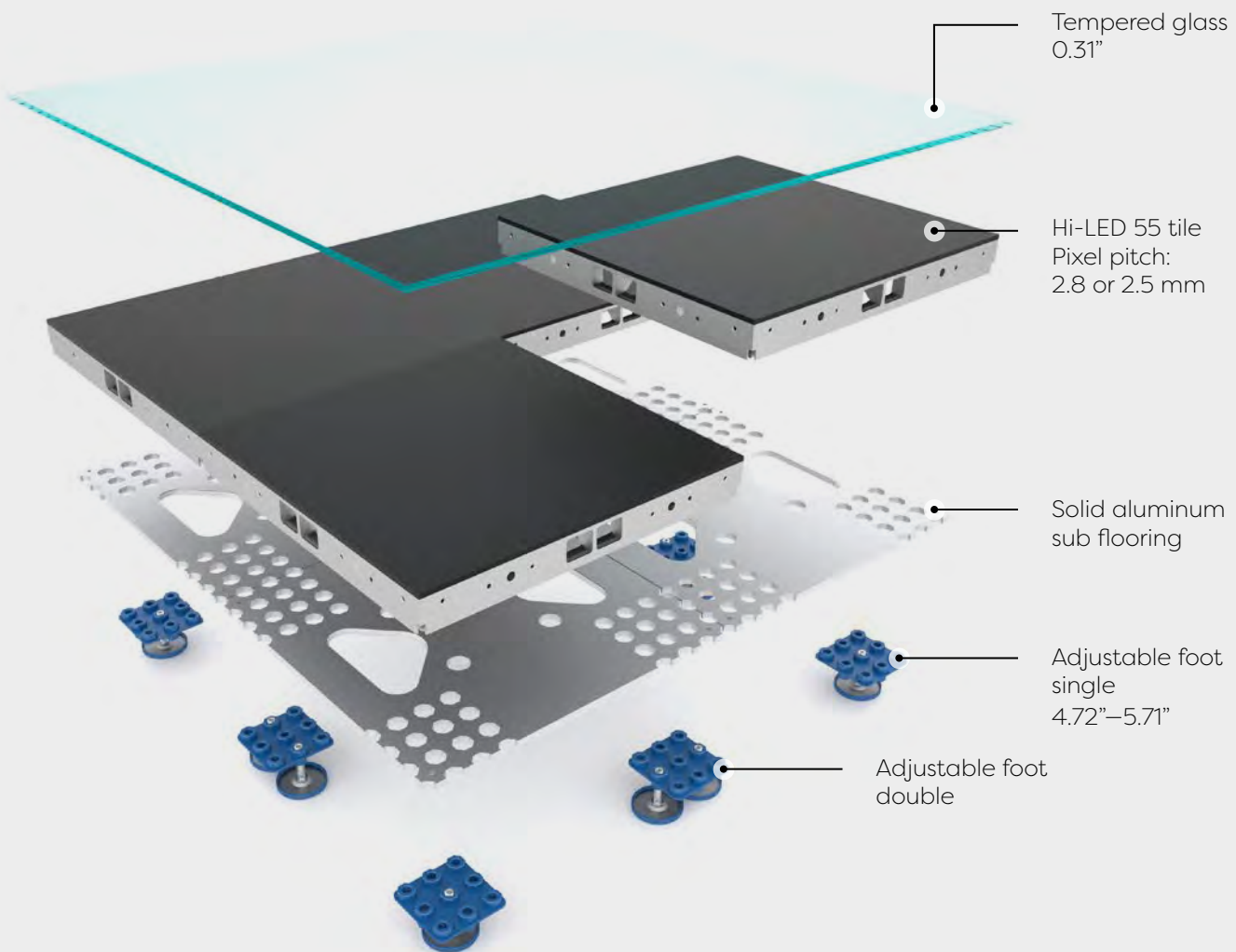
Let's create an edge. Think waves, curved walls, or basically any curved construction. Just go wild!



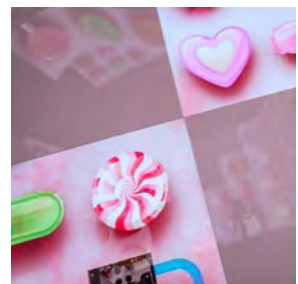

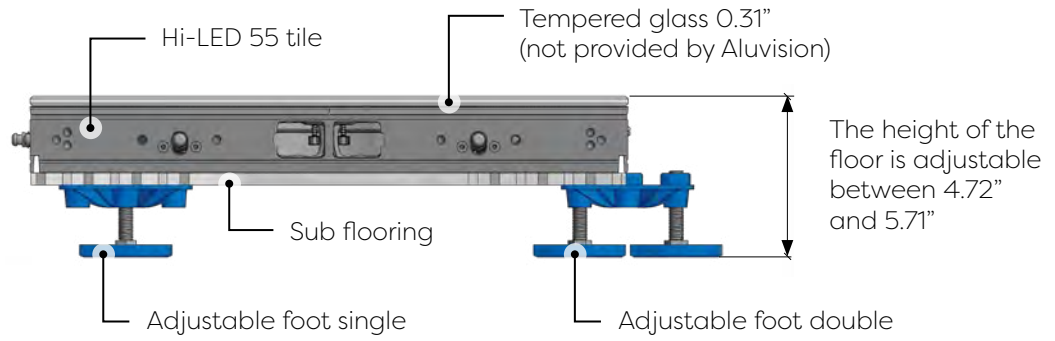


# The world is at your feet

From a dynamic floor at trade shows, to an eye-catcher at your corporate event, anything is possible with this raised LED flooring system. This floor is built out of a solid aluminum subflooring and tempered glass to protect the LED units. Thanks to the adjustable foot, you can level the floor between 4.72" and 5.71".



# Hi-LED 55 raised flooring system



# Work smarter, use our genius tools



## Aluvision app

Get your technical product information first hand: guaranteed to be up-to-date at all times. Just register on our website and you're all set to download and access this useful, free app from the App Store or Google Play.



## Let's get social

Follow us on our social media platforms to stay in touch and to get inspired!



**Aluvision Exhibits USA**



## SketchUp advantages

- ✓ Designing your booth is now easier than ever.
- ✓ Free extension!
- ✓ Personal library: save and select your favourite components and own designs.
- ✓ Always keep track of your budget. Real-time parts list and price list.
- ✓ Automatic component detection.

What are you waiting for?  
Go wild, try it!



## Aluvision for SketchUp

Designing in 3D is now easier than ever! The “Aluvision for SketchUp” plugin is a practical extension for the user-friendly SketchUp design program that allows you to quickly import the entire Aluvision range from the 3D Warehouse. All parts are only a click away! Use the concept gallery with various designs to get inspired or start from scratch; it’s up to you. With the click of a button, get an instant quote and parts list.

Frequently updated with new design features, this is the perfect solution to quickly create advanced designs and personalised quotes that will impress your clients. Will you go the extra mile?



# Contact

## **ALUVISION USA**

1620 Satellite Boulevard, Suite C  
Duluth, GA 30097 USA  
T: +1 (470) 252 3500

[info@aluvision.com](mailto:info@aluvision.com)

## **ALUVISION NV**

Clemence Dosschestraat 44  
9800 Deinze, Belgium  
T: +32 (0)9 381 54 70



STAY IN TOUCH!

**Follow us on  
Instagram,  
Facebook,  
LinkedIn, Pinterest  
& YouTube:  
Aluvision Exhibits  
USA**